

SPECIFICATIONS

LED Flat Panel
(2700K-2200K) Warm Dim
5.3 Watt
350 Lumens
11-110 hr battery life
5 hr charge time (using provided 24W power adapter)

This device complied with part 15 of the FCC Rules. Operation is subject to the following two conditions: (1) This device may not cause harmful interference, and (2) this device must accept any interference received, including interference that may cause undesired operation.

Caution: Changes or modifications to this unit not expressly approved by the party responsible for compliance could void the user's authority to operate the equipment.

This device contains licence-exempt transmitter(s)/receiver(s) that comply with Innovation, Science and Economic Development Canada's licence-exempt RSS(s). Operation is subject to the following two conditions:

1. This device must not cause interference
2. This device must accept any interference, including interference that may cause undesired operation of this device.

L'émetteur/récepteur exempt de licence contenu dans le présent appareil est conforme aux CNR d'Innovation, Sciences et Développement économique Canada applicables aux appareils radio exempts de licence. L'exploitation est autorisée aux deux conditions suivantes:

- 1. L'appareil ne doit pas produire de brouillage;*
- 2. L'appareil doit accepter tout brouillage radioélectrique subi, même si le brouillage est susceptible d'en compromettre le fonctionnement.*

NOTE: This equipment has been tested and found to comply with the limits for a Class B digital device, pursuant to part 15 of the FCC Rules. These limits are designed to provide reasonable protection against harmful interference in a residential installation. This equipment generates, uses and can radiate radio frequency energy and, if not installed and used in accordance with the instructions, may cause harmful interference to radio communications. However, there is not guarantee that interference will not occur in a particular installation. If this equipment does cause harmful interference to radio or television reception, which can be determined by turning the equipment off and on, the user is encouraged to try to correct the interference by one of more of the following measures:

- Reorient or relocate the receiving antenna.
- Increase the separation between the equipment and receiver.
- Connect the equipment into an outlet on a circuit different from that to which the receiver is connected.
- Consult the dealer or an experienced radio/TV technician for help.

Pablo®

LUCI FLOOR

USER GUIDE

Pablo®

INFO@PABLODESIGNS.COM
INFO@PABLODESIGNS.EU

888 MARIN ST
SAN FRANCISCO, CA
94124

PABLODESIGNS.COM
PABLODESIGNS.EU

INFO@PABLODESIGNS.COM
888 MARIN STREET
SAN FRANCISCO, CA
94124

PABLODESIGNS.COM

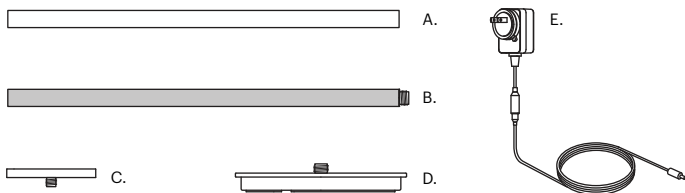


Pablo

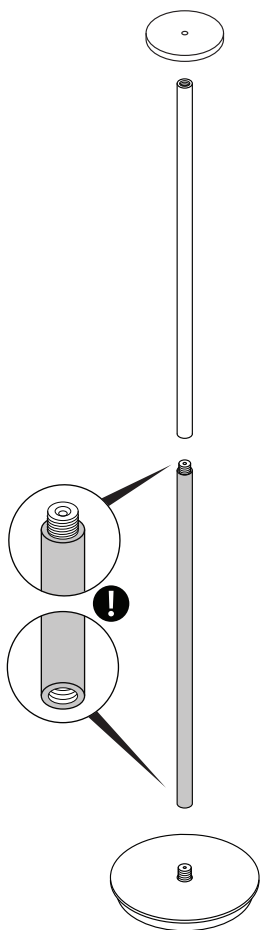
LUCI FLOOR

CONTENTS

A. UPPER POST SECTION
B. LOWER POST SECTION
C. LAMP HEAD
D. LAMP BASE
E. POWER SUPPLY UNIT
(GLOBAL PIN ADAPTERS INCLUDED)



ASSEMBLY

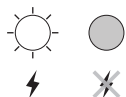


FUNCTION

3-STAGE TOUCH SWITCH

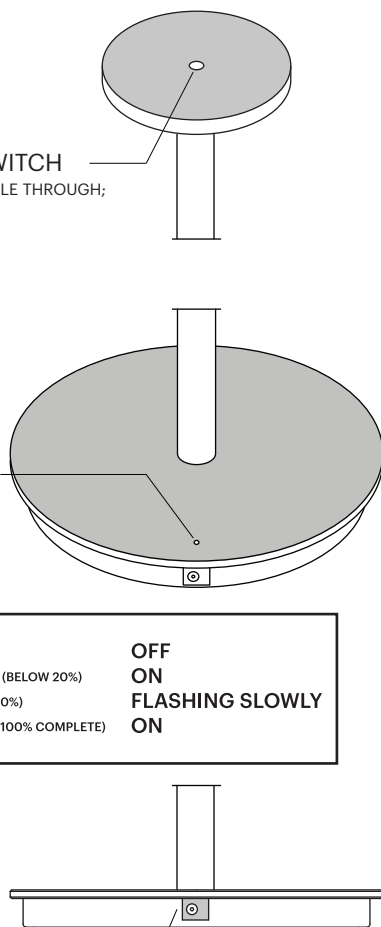
TAP SWITCH BRIEFLY TO CYCLE THROUGH;
100%, 40%, 10%, AND OFF.

INDICATOR LIGHT



STANDBY	OFF
BATTERY LOW (BELOW 20%)	ON
CHARGING (0-90%)	FLASHING SLOWLY
CHARGING (90-100% COMPLETE)	ON

DC CHARGE PORT



DE: INHALT

A. OBERER PFOSTENABSCHNITT B. UNTERER PFOSTENABSCHNITT C. LAMPENKOPF D. LAMPENFUSS
E. NETZTEIL (GLOBAL PIN ADAPTER ENTHALTEN)

FUNKTION

DREISTUFIGER TOUCH-SCHALTER

TIPPEN SIE DEN SCHALTER KURZ, UM DURCHZUSCHALTEN; 100%, 40%, 10% UND AUS.

KONTROLLEUCHE

BEREITHALTEN	AUS
NIEDRIGER BATTERIESTATUS (UNTEN 20%)	AUF
LADEN (0-90%)	BLINKT LANGSAM
LADEN (90-100% VOLLSTÄNDIG)	AUF

SPEZIFIKATIONEN

WARM DUNKEL LED (2700-2200K)

5.3 WATT

350 LUMENS

11 - 110 STUNDEN AKKULAUFZEIT

5 STUNDEN LADEZEIT (UNTER VERWENDUNG DES MITGELIEFERTEN 24-W-NETZTEILS)

FR: CONTENU

A. SECTION DE POTEAU SUPÉRIEUR B. SECTION INFÉRIEURE DU POTEAU C. TÊTE DE LAMPE
D. BASE DE LAMPE E. BLOC D'ALIMENTATION (ADAPTATEURS GLOBAL PIN INCLUS)

FONCTION

INTERRUPTEUR TACTILE À TROIS ÉTAPES

APPUYEZ BRIÈVEMENT SUR L'INTERRUPTEUR POUR FAIRE CYCLE ; 100 %, 40 %, 10 % ET ARRÊT.

VOYANT

DE RÉSERVE	DÉSACTIVÉ
BATTERIE FAIBLE (INFÉRIEURE À 20%)	ACTIVE
CHARGE (0-90%)	CLIGNOTANT LENTEMENT
CHARGE (90-100%)	ACTIVE

CARACTÉRISTIQUES

CHAUD DIM LED (2700-2200K)

5.3 WATT

350 LUMENS

AUTONOMIE DE 11 À 110 HEURES

TEMPS DE CHARGE DE 5 HEURES (AVEC L'ADAPTATEUR SECTEUR 24 W FOURNI)

IT: CONTENUTI

A. SEZIONE MONTANTE SUPERIORE B. SEZIONE POSTA INFERIORE C. TESTA DELLA LAMPADA
D. BASE DELLA LAMPADA E. UNITÀ DI ALIMENTAZIONE (ADATTATORI PIN GLOBALI INCLUSI)

FUNZIONE

INTERRUTTORE TOUCH A TRE STADI

TAP INTERRUTTORE BREVEMENTE PER CICLA ATTRAVERSO; 100%, 40%, 10% E OFF.

SPIA

LA RISERVA	SPENTA
BATTERIA SCARICA (INFERIORE AL 20%)	ATTIVA
RICARICA (0-90%)	LAMPEGGIANTE LENTAMENTE
RICARICA (90-100%)	ATTIVA

SPECIFICHE

CALDO FIOCO LED (2700-2200K)

5.3 WATT

350 LUMENS

11-110 ORE DI DURATA DELLA BATTERIA

TEMPO DI RICARICA DI 5 ORE (UTILIZZANDO L'ADATTATORE DI ALIMENTAZIONE DA 24 W IN DOTAZIONE)